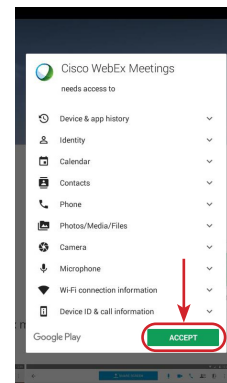
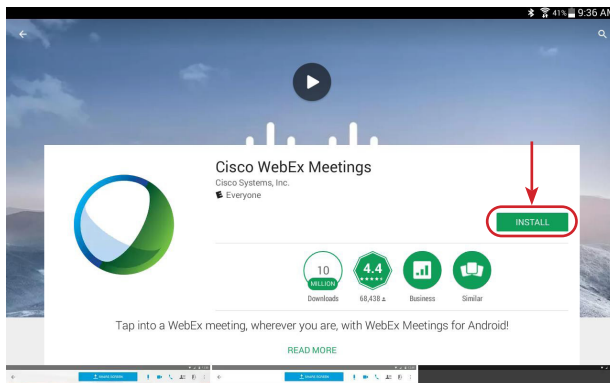


Join Your WebEx Meeting Using Your Android Device

It's important that you contact your branch office prior to setting up your first meeting.

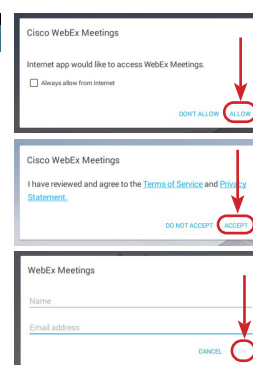
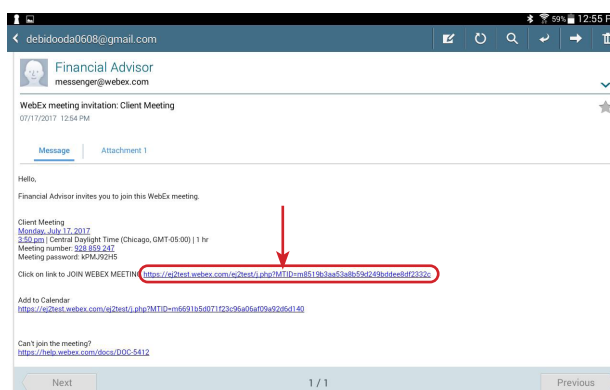
Installing the WebEx App from Google Play or Amazon

1. From your Android device, search for Cisco WebEx Meetings on Google Play or Amazon.
2. Tap **"Install"**. The WebEx app will appear on your home screen.
3. Tap **"Accept"** to allow needed access.



Joining a Meeting

1. Go to the email invitation and Tap the link to Join the WebEx Meeting.
2. Tap **"Allow"**.
3. Tap **"Accept"** to agree to the Terms of Service.
4. Enter your name and email address, and Tap **"OK"**.



Sending and Viewing Video

To send video from your webcam:

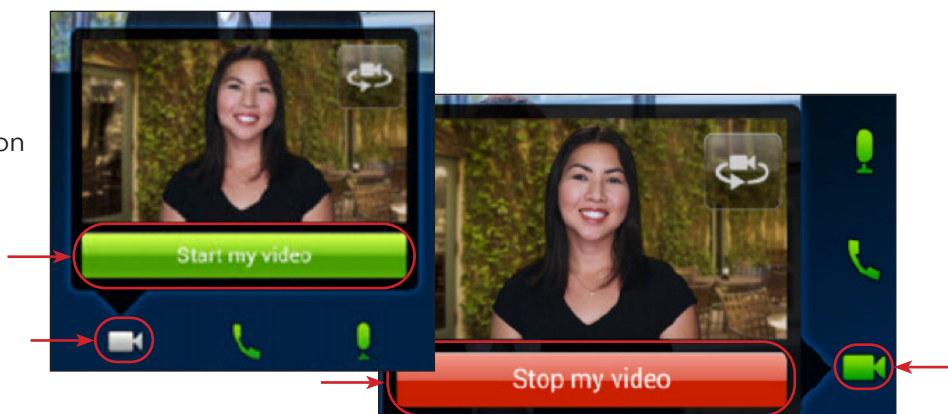


1. Tap the gray video icon to turn on video. Your self-view appears.
2. Tap **"Start my video"**.

To stop your video:



1. Tap the green video icon.
2. Tap **"Stop my video"**.



Leaving a Meeting

1. Tap the Leave Meeting icon.
2. Tap "**Leave Meeting**".



www.edwardjones.com
Member SIPC

Edward Jones[®]